

B680H

Automatic 24V Hybrid Barrier



Max beam length

2 - 8 m

Opening time

1,5 - 6 s

Use frequency

Continuous use



- 2,000,000 cycles thanks to the Brushless + Hydraulic motor and "unlimited" springs.
- Removable cabinet available in 4 colours or stainless steel.
- High logistic optimization: a single barrier model suitable for all lengths.



Watch the video
vimeo.com/faacgroup/b680h-en



DIMENSIONS AND TECHNICAL SPECIFICATIONS

Model	B680H
Power supply voltage	Switching: 100 ÷ 240V~ 50/60 Hz
Motor	Brushless 36V ---
Motor rotation speed	1000 ÷ 6000 rpm
Max. power	240 W
Motor-pump unit capacity	3.2 lpm
Material type	Steel
Type of treatment	100 micron protective primer + polyester painting or stainless steel cabinet
Encoder	Magnetic absolute encoder
Type of deceleration	Electronic - via encoder
Type of beam	Round
Operating ambient temperature	-20°C ÷ +55°C
Protection class	IP56 (TÜV certified)
Weight	85 Kg (65 Kg pillar + 20 Kg cabinet)
Type of oil	FAAC HP OIL
Dimensions (LxDxH)	469 x 279 x 1100 mm
Beam max length	2 ÷ 8 m
Opening time	1,5 s (90° - 2m) - 6 s (90° - 8m)
Use frequency	100%
Electronic equipment	E680

FAMILY MODELS

Model	Item code
B680H Load-Bearing Structure	104680

PACKS

B680H includes: barrier cabinet with electronic equipment and absolute encoder, hydraulic drive transmission system, installation accessories, triangular release key.
DOES NOT include beam bracket, balancing spring (sold together with another code) and the cabinet.

Typical Installation Examples page. 339

ELECTRONIC CONTROL UNITS



E680 electronic control unit
 Info at page 161

63000128

CABINETS



Red cabinet RAL 3020

416016



Cabinet Blue RAL 5011

416017



Cabinet White RAL 9010

416018

>>



Cabinet Grey RAL 9006

416019



Stainless steel cabinet

416020

PIVOTING ROUND BEAMS AND SPECIFIC ACCESSORIES



Pivoting round beams

Length (mm)	Item code
2.500	428175
3.000	428176

It is not possible to install skirt kits, end foot and fork on the new round pivoting beams.



Beam bracket for pivot round beam - (STAINLESS STEEL)

428163



S Spring (required for pivoting round beams)

63000169

>>



Break-in sensor for pivoting round beams

390828

BEAMS S: UP TO 5 M PASSAGE WIDTH



Pocket and balancing S spring


428436

Accessories for round beams S based on the effective span of the passage

	Lights	Skirt	End foot
up to 4.5 m	X	X	X
from 4.5 m to 5 m	X		
from 4.5 m to 5 m modular (with collar assembly)			

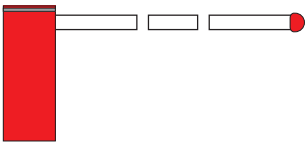
- All beams are provided with protective rubber on the lower side and provision for lights on the upper side. The adhesive reflectors are not included.
- The beam profiles have a 75 mm round section in order to be effective also in windy areas.
- The joint of the modular beams is invisible after installation.

WHOLE BEAMS S



Model	Item code
Whole Beam S 2.3 m	428045
Whole Beam S 3.3 m	428042
Whole Beam S 4.3 m	428043
Whole Beam S 5.3 m	428044

MODULAR BEAMS S



Model	Item code
Joint S	428615
Initial Beam S 2.3 m	428045
Initial Beam S 3.3 m	428042
Final Beam S 2 m	428046

BEAMS L: FROM 5 M UP TO 8 M PASSAGE WIDTH



Pocket and balancing L spring


428437

Accessories for round beams L based on the effective span of the passage

	Lights	Skirt	End foot
from 5 m to 7 m	X	X	X
from 7 m to 7.5 m	X	X (without end foot)	X (without skirt)
from 7.5 m to 8 m	X		X

- All beams are provided with protective rubber on the lower side and provision for lights on the upper side. The adhesive reflectors are not included.
- The beam profiles have a 85 x 95 mm elliptical section in order to be effective also in windy areas.
- The joint of the modular beams is invisible after installation.

WHOLE BEAMS L



Model	Item code
Whole Beam L 5.3 m	428047

MODULAR BEAMS L



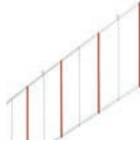
Model	Item code
Joint L	428616
Initial Beam L 4 m	428048
Final Beam L 2.3 m	428049
Final Beam L 3.3 m	428050
Final Beam L 4.3 m	428051

COMMON ACCESSORIES FOR ALL APPLICATIONS



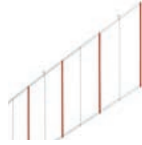
Foundation plate

490139



Skirt kit length 2 m

428441



Skirt kit length 3 m

428446



Adjustable fork for beam support

428806



Support plate for fork

737621



Adjustable end foot for beam support

428805

>>



Articulated kit for round beam S (max 4 m)

428444



Integrated flashing traffic light ♦

410022



Beam light connection kit

390992



Luminous cord 12 m pack

390993



XBAT 24 emergency battery kit

390923



XBAT connection kit (to be ordered with 390923)

390080

>>



Adhesive reflector kit (6 pcs.)

490117



Supplementary triangular release key (10 pcs. pack)

713002



Release lock with customised key for cod. 390035

71209101-10



Anti-vandal valve protects the hydraulic system if the beam is forced

401069



Anti-panic unit ♦

401051

NOTE

♦ It is also possible to connect the XLED external flashing light

♦ The anti-panic unit and the anti-vandal valve cannot coexist on the same barrier. It allows manual opening of the beam in case of power cut.

OTHER ACCESSORIES

Key operated buttons
page 174

Safety devices
page 186

Transmitters and receivers
page 166

Photocells and columns
page 183

Flashing lights
page 194

Various accessories
page 195